

Scaled data based on original data using  
LM-79-08 Approved Method: Electrical and Photometric Measurements of Solid-  
State Lighting Products

Test Report Prepared for  
Cooper Lighting Solutions  
(formerly Eaton)

Brand: McGRAW-EDISON

Report Number: P950669

Luminaire Tested: **GALN-SB5A-760-U-5NQ**

Issue Date: 1/21/2025

**Test Information**

Test Method: LM-79-08  
Report Number: P950669  
TEST IS SCALED FROM IESNA LM-79-08 TEST DATA (G2-2411-289-18)  
Test Lab: INNOVATION CENTER  
Issue Date: 1/21/2025  
Manufacturer: COOPER LIGHTING SOLUTIONS (FORMERLY EATON)  
Product Line: McGRAW-EDISON  
Catalog Number: GALN-SB5A-760-U-5NQ  
Description: GALLEON AREA AND ROADWAY HIGH DENSITY LED LUMINAIRE  
(5) 70 CRI, 5700K, 350mA LIGHTSQUARES WITH 26 LEDS EACH AND TYPE V NARROW OPTICS  
Light Source: -  
Ballast/Driver: -

**Summary**

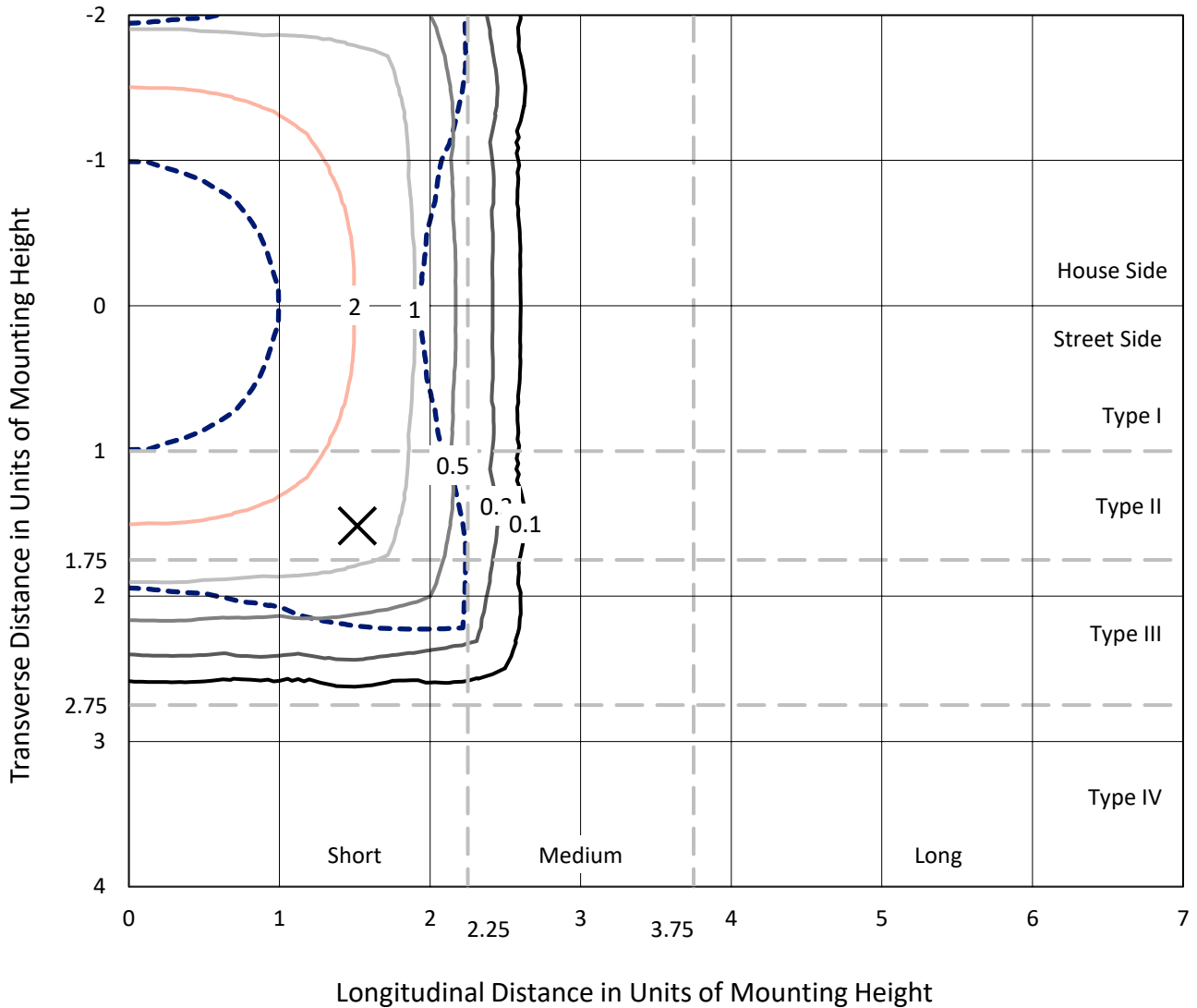
Lumens per Lamp: N/A  
Luminaire Lumens: 25121 lumens  
Efficiency: N/A  
Efficacy: 177.3 lumens/watt  
Luminous Opening: Rectangular (W 1.5' x L: 1' x H: 0')  
IES Classification: Type V - Short  
BUG Rating: B4 - U0 - G2  
  
Input Watts (W): 141.7  
Input Voltage (V): NR  
Input Current (Ain): NR  
Voltage Rise (V): NR  
Power Factor: NR  
Total Harmonic Distortion (THDi): NR  
Frequency (hertz): 60  
Stabilization Time: NR  
Operation Time: NR  
Ambient Temperature (°C): NR  
Test Distance: 24 FT



REPORT NUMBER: P950669  
 CATALOG NUMBER: GALN-SB5A-760-U-5NQ

### Iso-Footcandle Lines of Horizontal Illumination

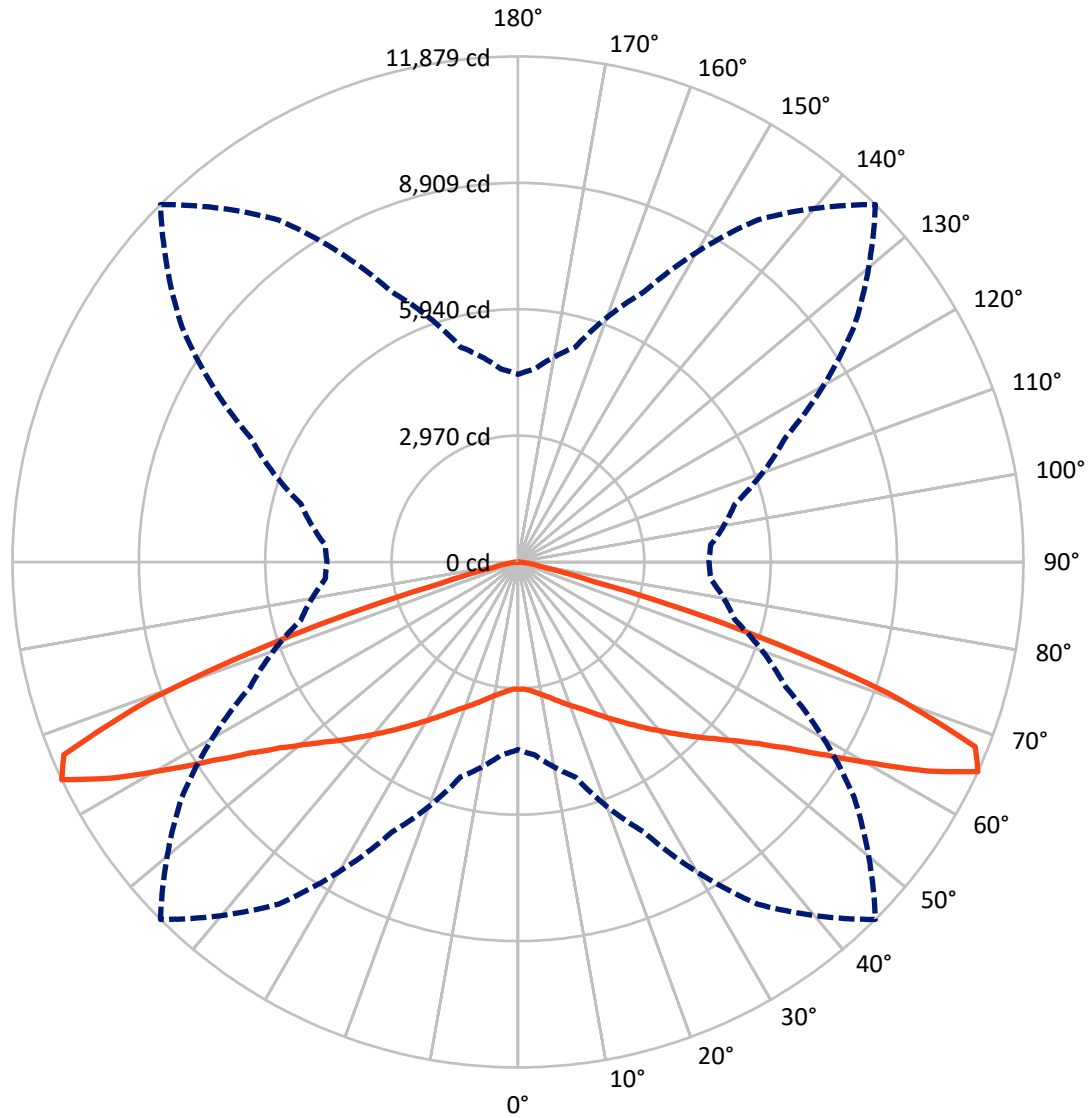
× Max cd  
 - - - 1/2 Max cd



Based on 25 foot mounting height. Maximum calculated value = 4.9 fc  
 Type V - Short - N/A

REPORT NUMBER: P950669  
CATALOG NUMBER: GALN-SB5A-760-U-5NQ

### Luminous Intensity Polar Plot



— Vertical Plane Through 45-Deg Lateral    - - - Horizontal Cone Through 65-Deg Vertical

REPORT NUMBER: P950669  
 CATALOG NUMBER: GALN-SB5A-760-U-5NQ

**FLUX DISTRIBUTION:**

		Downward	Upward	Total
<b>House Side</b>	Lumens	12560.5	0.0	12560.5
	% Fixture	50.0	0.0	50.0
<b>Street Side</b>	Lumens	12560.5	0.0	12560.5
	% Fixture	50.0	0.0	50.0
<b>Total</b>	Lumens	25121.0	0.0	25121.0
	% Fixture	100.0	0.0	100.0

**Coefficient of Utilization**

**ZONAL LUMENS:**

Zone	Lumens	% Fixture
0°-10°	295.0	1.2
10°-20°	962.8	3.8
20°-30°	1817.8	7.2
30°-40°	2976.6	11.8
40°-50°	4615.3	18.4
50°-60°	6817.7	27.1
60°-70°	6489.8	25.8
70°-80°	1047.2	4.2
80°-90°	98.7	0.4
90°-100°	0.0	0.0
100°-110°	0.0	0.0
110°-120°	0.0	0.0
120°-130°	0.0	0.0
130°-140°	0.0	0.0
140°-150°	0.0	0.0
150°-160°	0.0	0.0
160°-170°	0.0	0.0
170°-180°	0.0	0.0
0°-90°	25121.0	100.0
0°-180°	25121.0	100.0



REPORT NUMBER: P950669

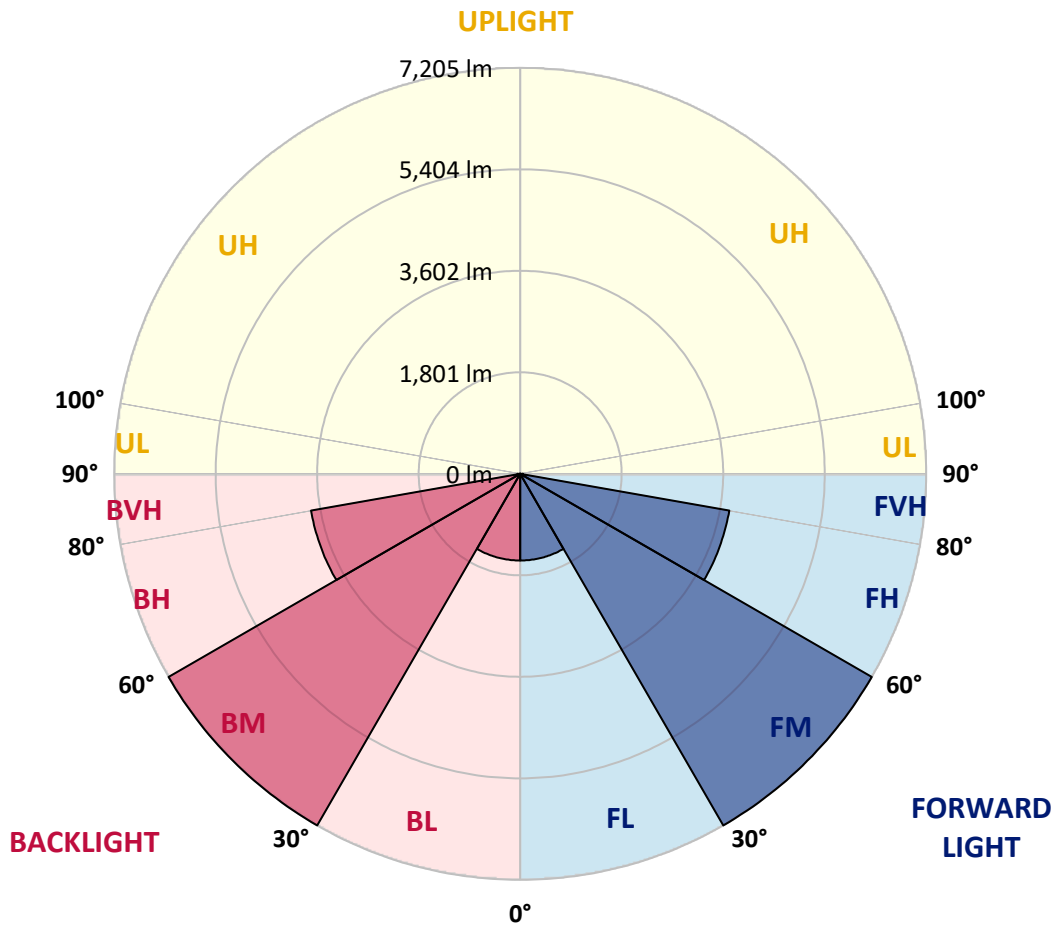
CATALOG NUMBER: GALN-SB5A-760-U-5NQ

**LUMINAIRE CLASSIFICATION SYSTEM LUMEN TABLE AND BUG RATING:**

Zone	Lumens	% Fixture	Zone Rating/Lumen Limit		
			B	U	G
FL (0°-30°)	1537.8	6.1			
FM (30°-60°)	7204.8	28.7			
FH (60°-80°)	3768.5	15.0			G2/5000
FVH (80°-90°)	49.4	0.2			G1/100
BL (0°-30°)	1537.8	6.1	B3/2500		
BM (30°-60°)	7204.8	28.7	B4/8500		
BH (60°-80°)	3768.5	15.0	B4/5000		G2/5000
BVH (80°-90°)	49.4	0.2			G1/100
UL (90°-100°)	0.0	0.0		U0/0	
UH (100°-180°)	0.0	0.0		U0/0	

**BUG Rating: B4-U0-G2**

Type V Short



REPORT NUMBER: P950669  
 CATALOG NUMBER: GALN-SB5A-760-U-5NQ

**CANDELA DISTRIBUTION (FULL):**

	0°	5°	15°	25°	35°	45°	55°	65°	75°	85°
0°	2989.7	2989.7	2989.7	2989.7	2989.7	2989.7	2989.7	2989.7	2989.7	2989.7
2.5°	3009.8	2999.7	3007.3	3001.0	2996.0	2990.9	2993.4	3002.3	3006.0	3007.3
5°	3050.1	3041.3	3045.1	3045.1	3036.3	3033.8	3035.0	3041.3	3048.9	3048.9
7.5°	3115.7	3106.9	3115.7	3110.6	3103.1	3100.6	3099.3	3104.3	3115.7	3115.7
10°	3195.1	3185.0	3190.1	3187.5	3178.7	3174.9	3173.7	3181.2	3191.3	3190.1
12.5°	3282.1	3270.7	3277.0	3269.5	3266.9	3263.2	3263.2	3261.9	3268.2	3263.2
15°	3379.1	3371.5	3374.1	3369.0	3372.8	3370.3	3360.2	3355.2	3357.7	3350.1
17.5°	3493.8	3476.2	3485.0	3482.5	3482.5	3487.5	3471.1	3464.8	3469.9	3462.3
20°	3626.1	3608.5	3612.3	3607.2	3600.9	3606.0	3585.8	3590.9	3594.6	3589.6
22.5°	3771.1	3748.4	3747.1	3749.7	3735.8	3737.1	3723.2	3735.8	3743.4	3729.5
25°	3919.8	3895.9	3912.3	3906.0	3888.3	3892.1	3882.0	3894.6	3900.9	3883.3
27.5°	4077.4	4061.0	4076.1	4079.9	4058.5	4073.6	4058.5	4069.8	4076.1	4049.6
30°	4261.4	4245.0	4258.9	4268.9	4243.7	4267.7	4255.1	4262.6	4263.9	4232.4
32.5°	4461.8	4436.6	4471.9	4476.9	4449.2	4478.2	4461.8	4471.9	4478.2	4435.3
35°	4706.3	4674.8	4715.1	4708.8	4684.9	4708.8	4693.7	4708.8	4723.9	4672.3
37.5°	4969.7	4937.0	4979.8	4968.5	4945.8	4962.2	4953.3	4963.4	4987.4	4931.9
40°	5259.6	5219.3	5277.3	5257.1	5235.7	5233.1	5238.2	5244.5	5276.0	5214.2
42.5°	5569.7	5526.8	5613.8	5582.3	5552.0	5531.9	5548.2	5560.9	5591.1	5521.8
45°	5923.8	5874.7	5988.1	5950.3	5902.4	5860.8	5887.3	5906.2	5950.3	5867.1
47.5°	6314.6	6259.1	6380.1	6368.8	6290.6	6199.9	6260.4	6314.6	6347.3	6246.5
50°	6696.5	6653.6	6812.4	6826.3	6730.5	6603.2	6687.6	6769.6	6778.4	6646.0
52.5°	7054.4	7011.6	7242.2	7329.2	7243.5	7092.2	7181.7	7264.9	7198.1	7026.7
55°	7340.5	7305.2	7598.9	7823.3	7852.2	7727.5	7780.4	7777.9	7558.6	7295.1
57.5°	7409.8	7404.8	7775.4	8250.5	8553.0	8568.1	8463.5	8196.3	7723.7	7369.5
60°	7094.7	7126.3	7635.5	8473.6	9280.3	9615.5	9163.1	8400.5	7535.9	7044.3
62.5°	6152.0	6235.2	6849.0	8201.4	9867.6	10820.5	9723.9	8090.5	6764.5	6123.0
65°	4408.9	4553.8	5231.9	6999.0	9814.7	11879.2	9643.3	6942.2	5282.3	4542.5
67.5°	2000.2	2147.7	2723.7	4792.0	8531.6	11591.8	8511.4	4842.4	2859.8	2155.3
70°	724.7	749.9	935.2	1918.3	5452.5	9236.2	5685.6	1932.2	994.4	799.1
72.5°	438.6	442.4	481.5	686.9	1894.4	5607.5	1975.0	709.6	491.6	436.1
75°	278.5	276.0	342.8	419.7	671.8	1891.8	704.6	419.7	341.6	311.3
77.5°	200.4	206.7	245.8	313.8	423.5	641.5	415.9	300.0	245.8	201.7
80°	150.0	153.8	179.0	244.5	297.5	399.5	264.7	221.8	185.3	126.0
82.5°	108.4	108.4	117.2	177.7	181.5	215.5	143.7	156.3	122.3	89.5
85°	64.3	63.0	73.1	105.9	94.5	79.4	65.5	95.8	76.9	55.5
87.5°	22.7	23.9	22.7	30.2	25.2	21.4	20.2	26.5	21.4	18.9
90°	0.0	0.0	0.0	0.0	0.0	0.0	0.0	0.0	0.0	0.0

(END C

90°
2989.7
3007.3
3048.9
3111.9
3187.5
3265.7
3351.4
3468.6
3600.9
3743.4
3903.4
4069.8
4251.3
4464.3
4703.8
4965.9
5234.4
5558.3
5910.0
6280.5
6662.4
7031.7
7304.0
7346.8
6986.4
6085.2
4488.3
2123.8
789.0
443.7
313.8
205.4
129.8
89.5
54.2
17.6
0.0

OF REPORT)